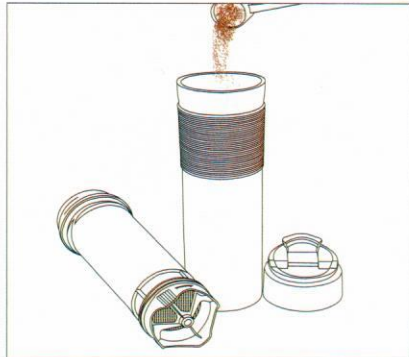
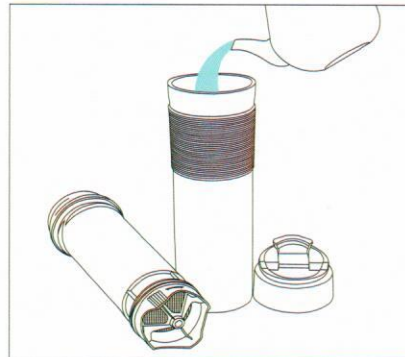


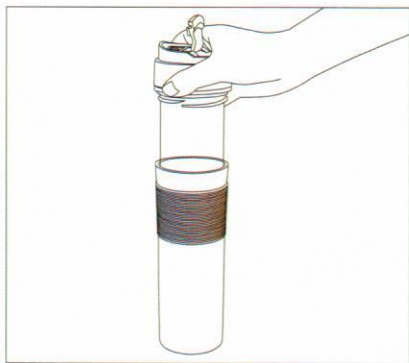
Instructions



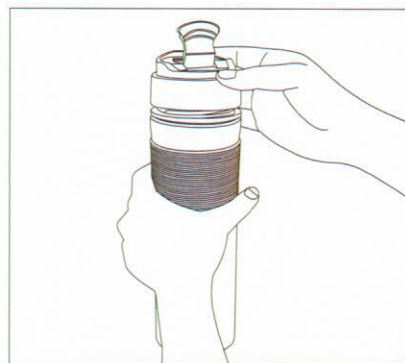
1. Take out the plunger, fill in coarse ground coffee. (25g at most)



2. Slowly pour boiling water, maximum capacity should be lower than the max.

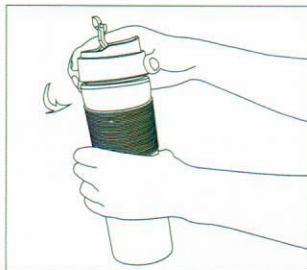


3. Wait 3-4 minutes, twist the plunger and lid, then press it into body slowly. Meanwhile, make sure the lid at the top is opened.

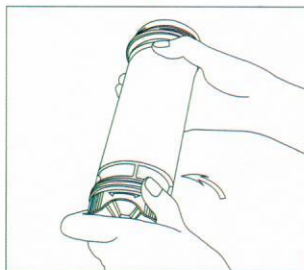


4. Tight the bottle and enjoy the perfect brewing.

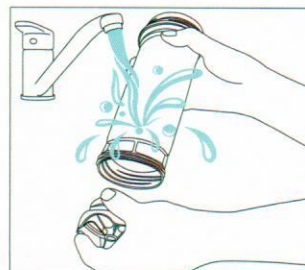
How to clean



1. Open the small lid, twist plunger and lid counterclockwise.



2. Rotate the filter part out from plunger counterclockwise.



3. Rinse every part under running water, then dry and assemble.